
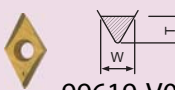



Instruction of using Engraving Tools -Width & Depth Chart

Depth(T) Width(W)	Type			
		99619-V045	99619-V060	99616-06
0.05		0.43	0.43	0.47
0.10		0.51	0.51	0.57
0.15		0.55	0.56	0.67
0.20		0.59	0.62	0.77
0.25		0.63	0.68	0.87
0.30		0.68	0.74	0.97
0.35		0.72	0.80	1.07
0.40		0.76	0.85	1.17
0.45		0.80	0.91	1.27
0.50		0.84	0.97	1.37
0.6		0.92	1.08	1.57
0.7		1.01	1.20	1.77
0.8		1.09	1.32	1.97
0.9		1.17	1.43	2.17
1.0		1.26	1.55	2.37
1.1		1.34	1.66	2.57
1.2		1.42	1.78	2.77
1.3		1.50	1.89	2.97
1.4		1.59	2.01	3.17
1.5		1.67	2.12	3.37
1.6		1.75	2.24	3.57
1.7		1.84	2.35	3.77
1.8		1.92	2.47	3.97
1.9		2.00	2.59	4.17
2.0		2.08	2.70	4.37

- With same engraving insert, you can create different width of letter. It is unable to be done the same by ball nose end mill.